

CDTA



Learning

- View All Site Content
- Sites
 - Search
 - Employee Service
 - CDTA eLearning**
 - CDTA Training Portal
 - CDTA.org
 - CDTA You Tube Site
 - Denise's Adventures
 - News Letters
 - Safety & Training
- Applications
 - Objective Tracking
 - Web Mail
- Lists
 - Announcements
 - Phone List
- Documents
 - Policies
 - Stubline
 - Internal Controls
- Pictures

Welcome to the CDTA Employee Web site. This site will help CDTA employees, retirees and their spouses stay informed and involved.

Organizational Objectives

- 1. Operational Stability
- 2. Customer Focus
- 3. Safety and Access
- 4. Transportation and Land Use
- 5. Asset Ownership

Announcements

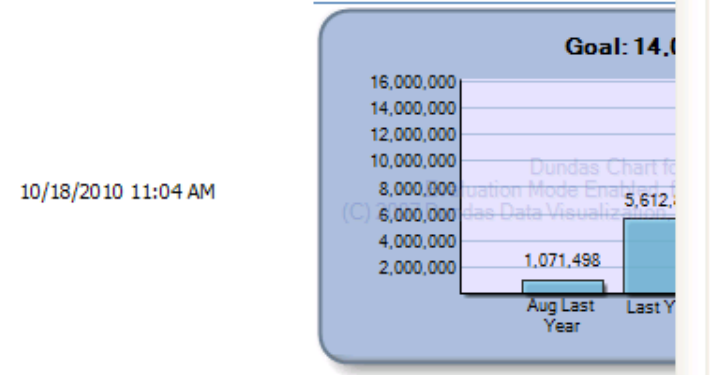
Cabinets are gone! NEW @
by Tracy Vitetta
The cabinets have been spoken for.

Tracy Vitetta
Administrative Assistant / Albany Division
Capital District Transportation Authority
110 Watervliet Avenue
Albany, NY 12206
Phone: 518-437-8371

Gain Sharing

Fiscal Year 2011 Goals

Ridership - 2% over FY2010 year end
Passenger Revenue - 2% over FY2010 year end
MDBSI - Reduction from FY2010 goal
Operating Threshold - At least \$25 million



http://learning.cdta.org/default.asp

File Edit View Favorites Tools Help I.R.I.S. Search Web Search Desktop: Emails

Links 19A FORMS Maps My Stuff News Tires Stuff Transit Crap Customize Links Google

LMS Login



Login

Username:

Password:

Login

[New user registration](#)

Type the name you chose for your identification into the username space in the "Login" box to the left followed by your password.

If you are new to CDTA or have never been on the e-learning site, click on the new user registration button.

If you are unsure of your username and password, contact Chris Rowe in Safety & Training :

Phone - 437-5254

E-mail - chrisr@cdta.org



Enter Registration Info. (All * fields are required.)

If you do not have a CDTA email address or a personal one Sign Up for one of these: [Hotmail](#) | [GMail\(Google\)](#) | [Yahoo Mail](#)

Registration Information	
*Group:	Authority Staff
*User Name:	Maintenance
*Email:	
*Password:	
*Repeat Password:	
*First Name:	
*Last Name:	
Company Id:	
Company Name:	CDTA
Department:	
Job Title:	

The first seven spaces are required. Start with the drop-down-box to the left (drivers are Operations). You can use the name "password" for you password. Make sure to repeat your password the same way accurately. Try to select a username and password that you can remember. Click submit and your done!



[Logout](#) [My Profile](#)

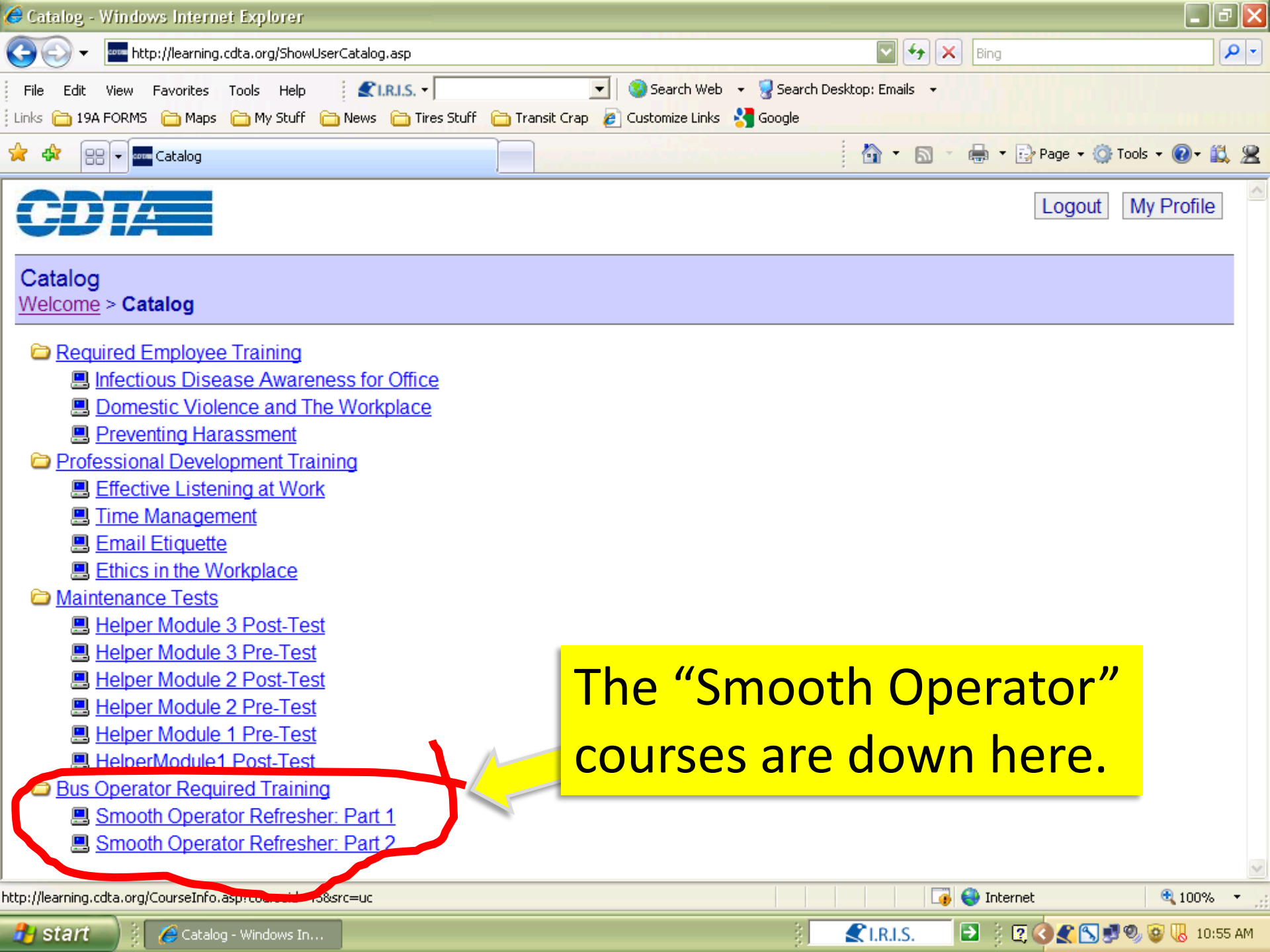
Welcome

- [My Courses](#)
- [Catalog](#)

Welcome to **CDTA** eLearning Library
Please click on the Catalog Menu Item to the right to select the on-line training you would like to complete.



Click on the catalog button to bring up the courses that need to be completed.
If your interested in knowing the courses that you have already completed, click on "My Courses"



[Logout](#) [My Profile](#)

Catalog

[Welcome](#) > [Catalog](#)

- Required Employee Training
 - [Infectious Disease Awareness for Office](#)
 - [Domestic Violence and The Workplace](#)
 - [Preventing Harassment](#)
- Professional Development Training
 - [Effective Listening at Work](#)
 - [Time Management](#)
 - [Email Etiquette](#)
 - [Ethics in the Workplace](#)
- Maintenance Tests
 - [Helper Module 3 Post-Test](#)
 - [Helper Module 3 Pre-Test](#)
 - [Helper Module 2 Post-Test](#)
 - [Helper Module 2 Pre-Test](#)
 - [Helper Module 1 Pre-Test](#)
 - [HelperModule1 Post-Test](#)
 - [Bus Operator Required Training](#)
 - [Smooth Operator Refresher: Part 1](#)
 - [Smooth Operator Refresher: Part 2](#)

The "Smooth Operator" courses are down here.



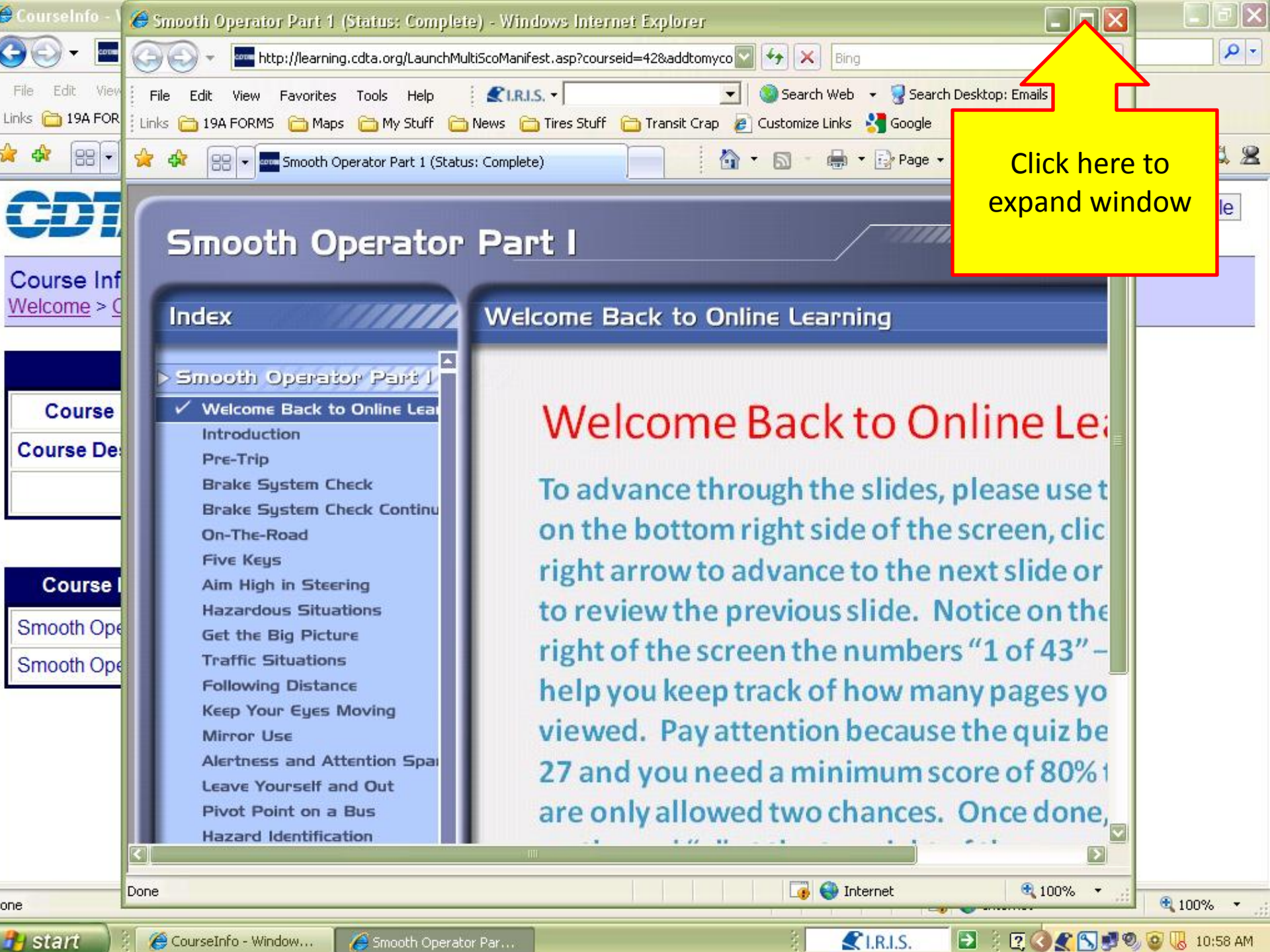
[Logout](#) [My Profile](#)

Course Information
[Welcome](#) > [Catalog](#) > **Course Information**

Course Information	
Course Name:	Smooth Operator Refresher: Part 1
Course Description:	Smooth Operator Refresher: Part 1
Launch Course	

Course Modules
Smooth Operator Part 1
Smooth Operator Part 1

Click on the "Launch Course"



Click here to expand window

Smooth Operator Part 1

Index

Smooth Operator Part 1

- ✓ Welcome Back to Online Learning
- Introduction
- Pre-Trip
- Brake System Check
- Brake System Check Continuation
- On-The-Road
- Five Keys
- Aim High in Steering
- Hazardous Situations
- Get the Big Picture
- Traffic Situations
- Following Distance
- Keep Your Eyes Moving
- Mirror Use
- Alertness and Attention Spans
- Leave Yourself and Out
- Pivot Point on a Bus
- Hazard Identification

Welcome Back to Online Learning

Welcome Back to Online Learning

To advance through the slides, please use the navigation controls on the bottom right side of the screen, click the right arrow to advance to the next slide or the left arrow to review the previous slide. Notice on the right of the screen the numbers "1 of 43" – help you keep track of how many pages you have viewed. Pay attention because the quiz has 27 questions and you need a minimum score of 80% to pass. Once done, you will receive a certificate of completion.